

Yarnfield and Cold Meece Parish Council

Neighbourhood Plan Questionnaire

November 2021

Analysis Summary

1. 32 people attended the consultation event held on 12 November 2022 and 24 questionnaires were completed.
2. The event was predominantly represented by residents from Yarnfield (78.26%) and by people who had lived in the parish for more than 10 years (30%) or 20 years (50%).
3. People attending the event were predominantly in the age range 60 – 70. (83.3%)
4. The environment, green spaces and the sense of safety were identified as being what respondents valued about living in the parish.
5. There was a strong sense that future housing development:
 - should only take place on brownfield sites (71%) or on infill development (26%);
 - should protect existing green spaces, the environment and the integrity of the parish.
6. There was a recognition that all housing tenure types should be included in future developments with respondents agreeing or strongly agreeing.
7. Respondents favoured developments that consisted of smaller traditional, two or three bed dwellings. This reflects the recognition that there is an oversupply in the parish of larger 4 + bed dwellings.
8. In relation to future housing need only 7 respondents identified possible future housing need for themselves or members of their family living in the parish. No conclusion could be drawn from the results to identify the cause of any future need. Given the age profile of respondents this could suggest a significant level of under occupation of dwellings in the future or a belief that the housing market will cater for future housing needs.
9. The use of services in the parish by respondents is limited and influenced by the age profile of the respondents. The village shop and green spaces were reported as being used most frequently. No use of the school and only occasional use of the playgrounds was reported. Bus service use is limited with 2 respondents using the service on a daily basis and 2 reporting weekly use. Set against this respondent saw the need to increase or improve the level of services.
10. 53% of respondents reported a desire to see greater employment opportunities with agriculture and social sector scoring highest.

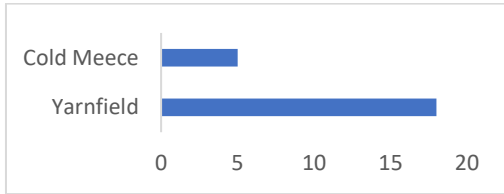
The effect of the over representation of the Yarnfield ward and the age of respondents had a significant effect on the survey results. Work to gather information from a broader cross section of residents is needed to supplement the data already captured.

An online survey, promoted through the parish Newsletter, Facebook page and Website, needs to be undertaken to address this problem.

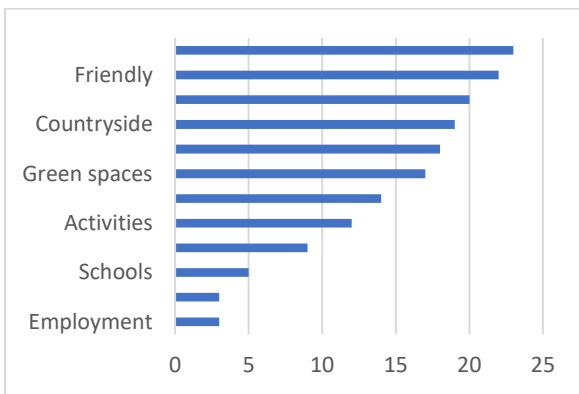
John Fraser
Parish Clerk
20 January 2022

The parish

1. Please indicate which ward you live in:

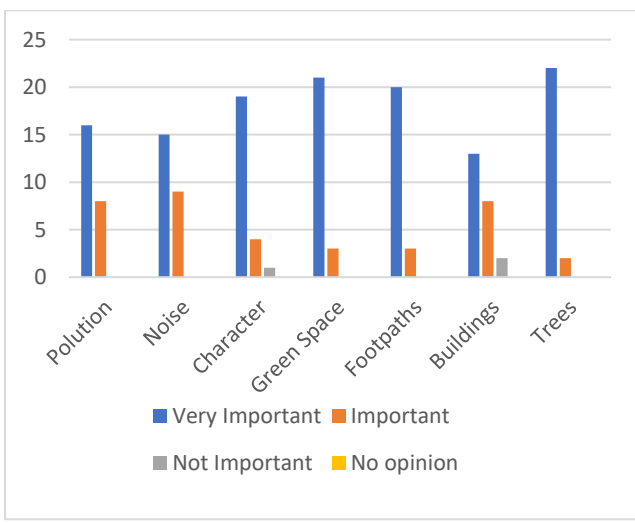


2. What do you like most about living in the parish?



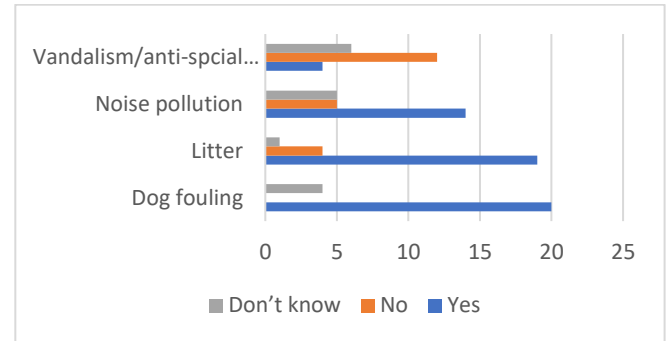
Local Environment

3. When considering the local environment how important to you are the following?

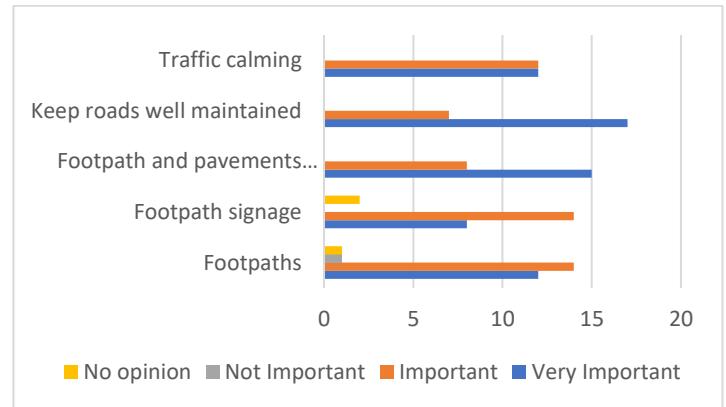


Safer Community

4. Do you consider that any of the following are issues within the parish?

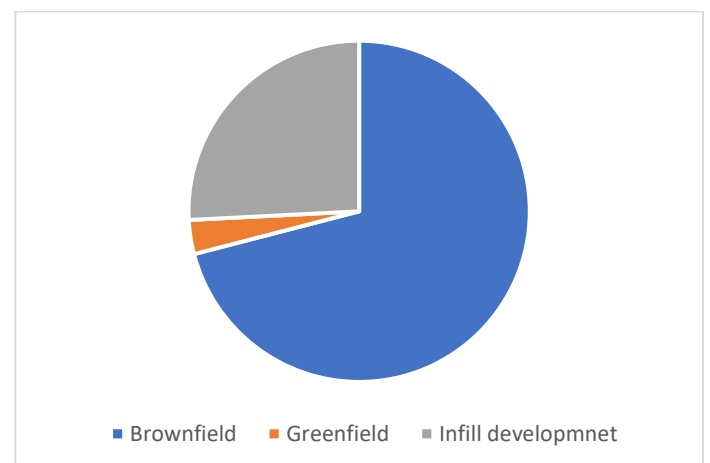


5. How important are the following to you?

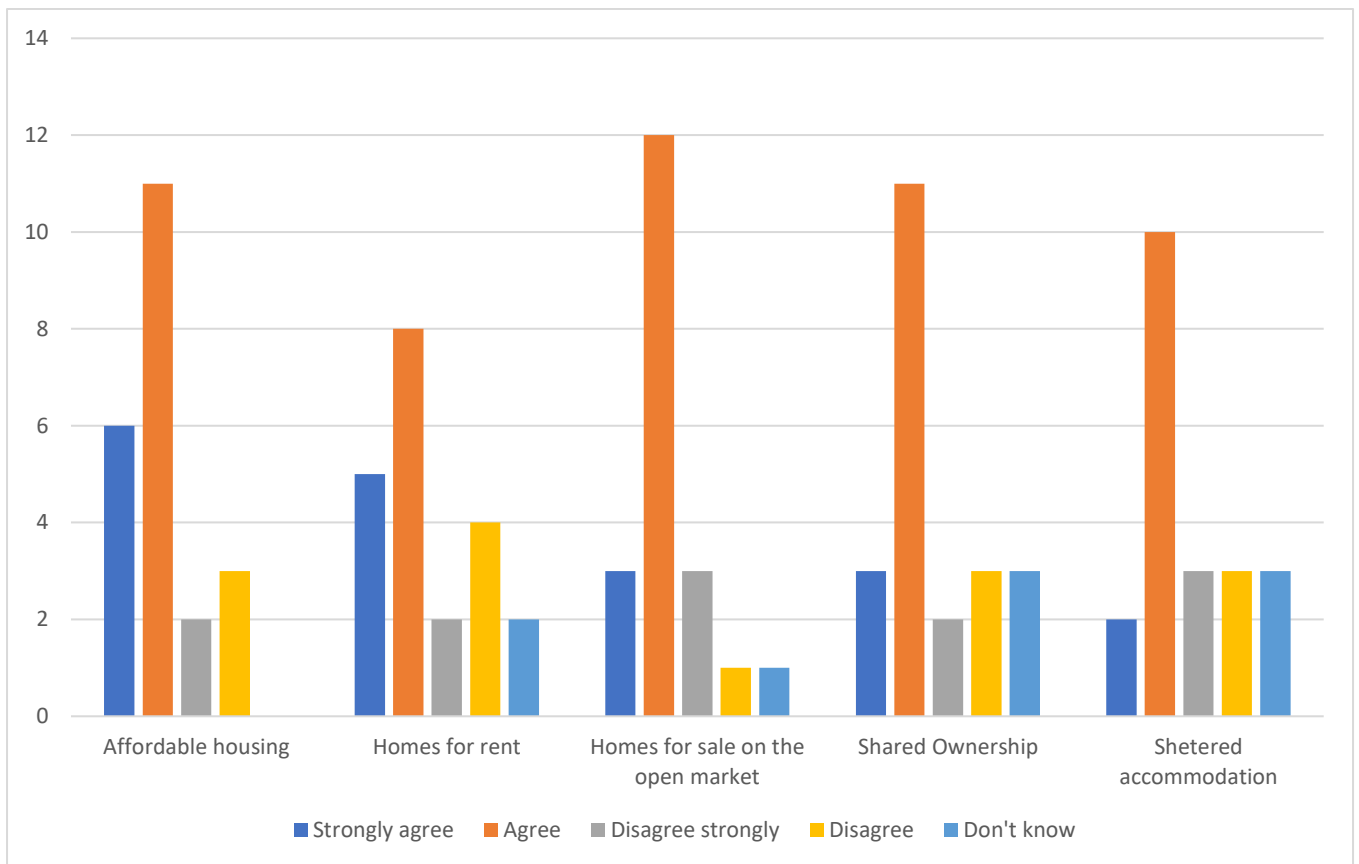


Housing

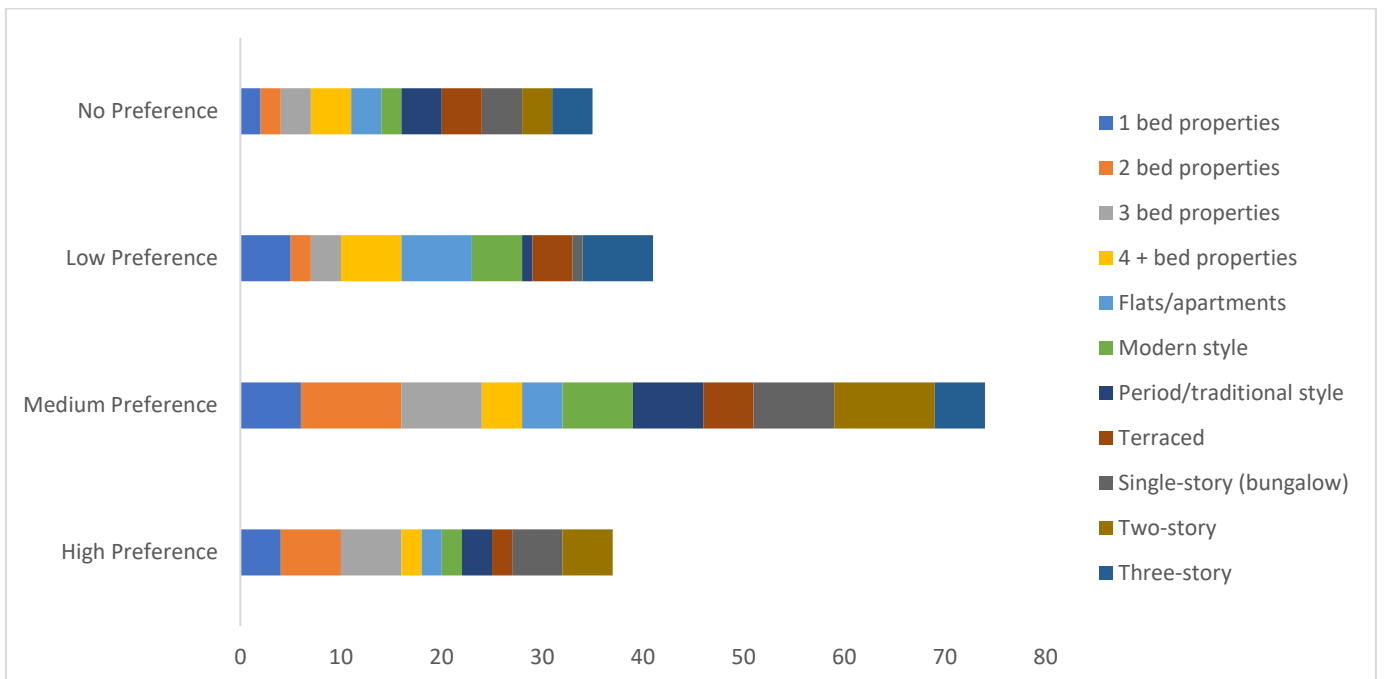
6. Where would you prefer to see future development within the parish?



7. In your opinion what type of housing would you like to see included in any new development?



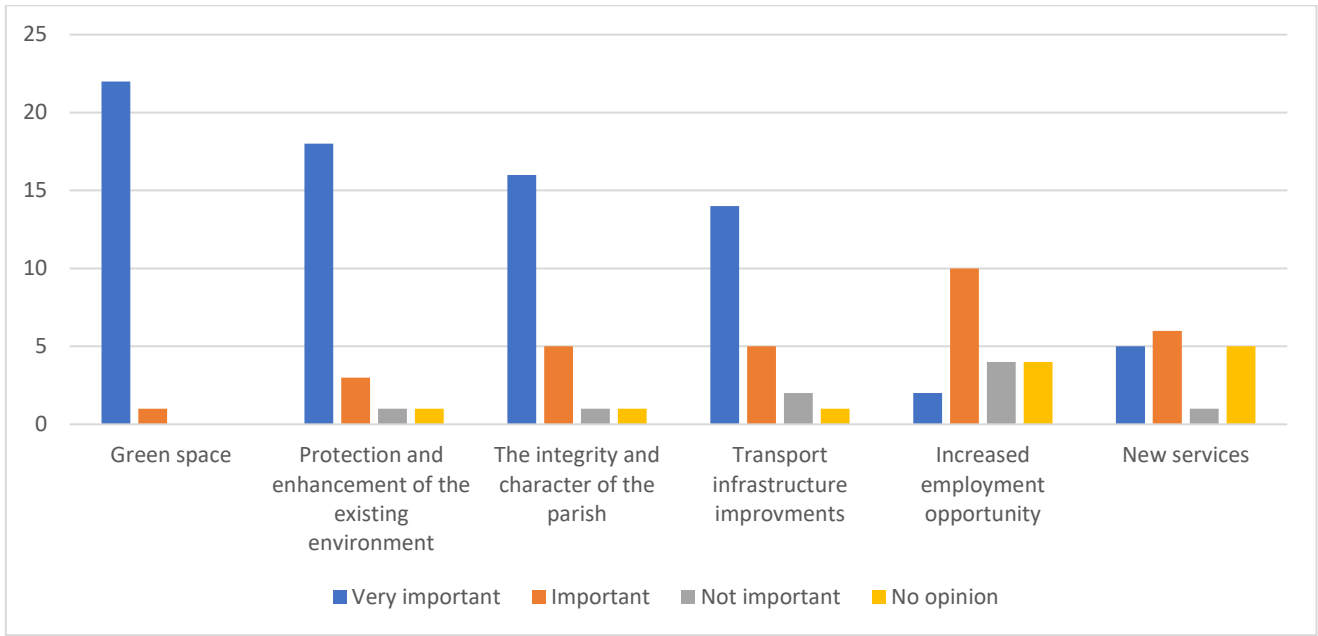
8. What style of housing would you like to see included in any new housing development?



9. Do you think any new development should respect the local character, landscape and heritage of the parish?

Yes	21
No	2

10. How important are the following considerations in relation to any development?



11. Should you wish to remain in the parish, do you consider that you or a member of your family will have a housing need in the next 5 years?

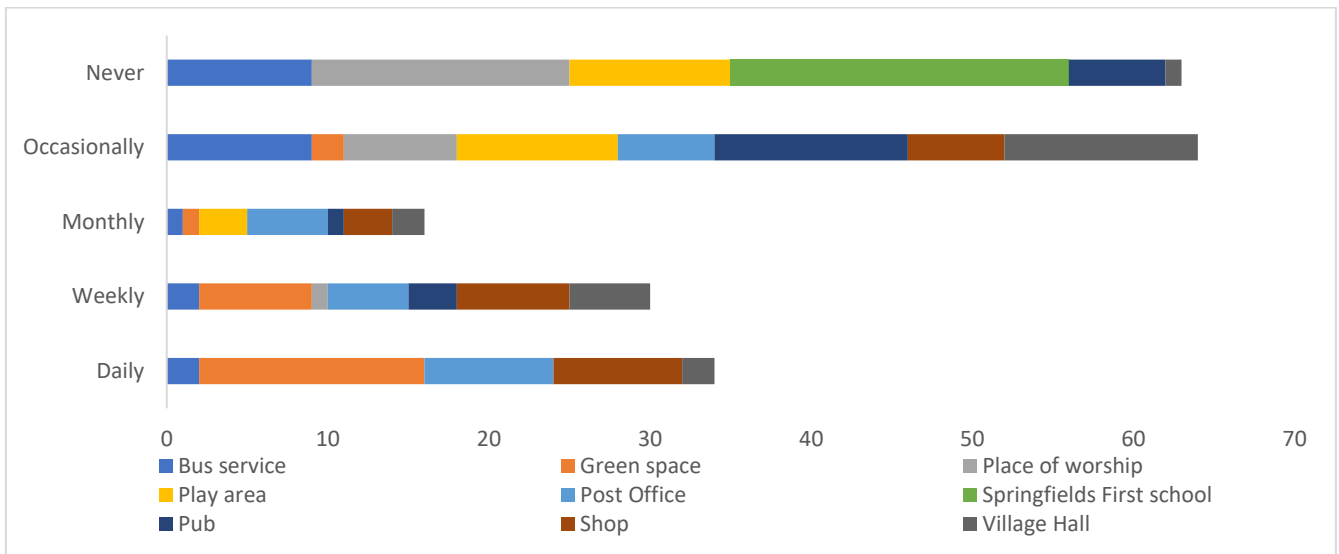
- 7 respondent identified possible future housing need.

12. If 'Yes' what would you consider is the main reason for this need?

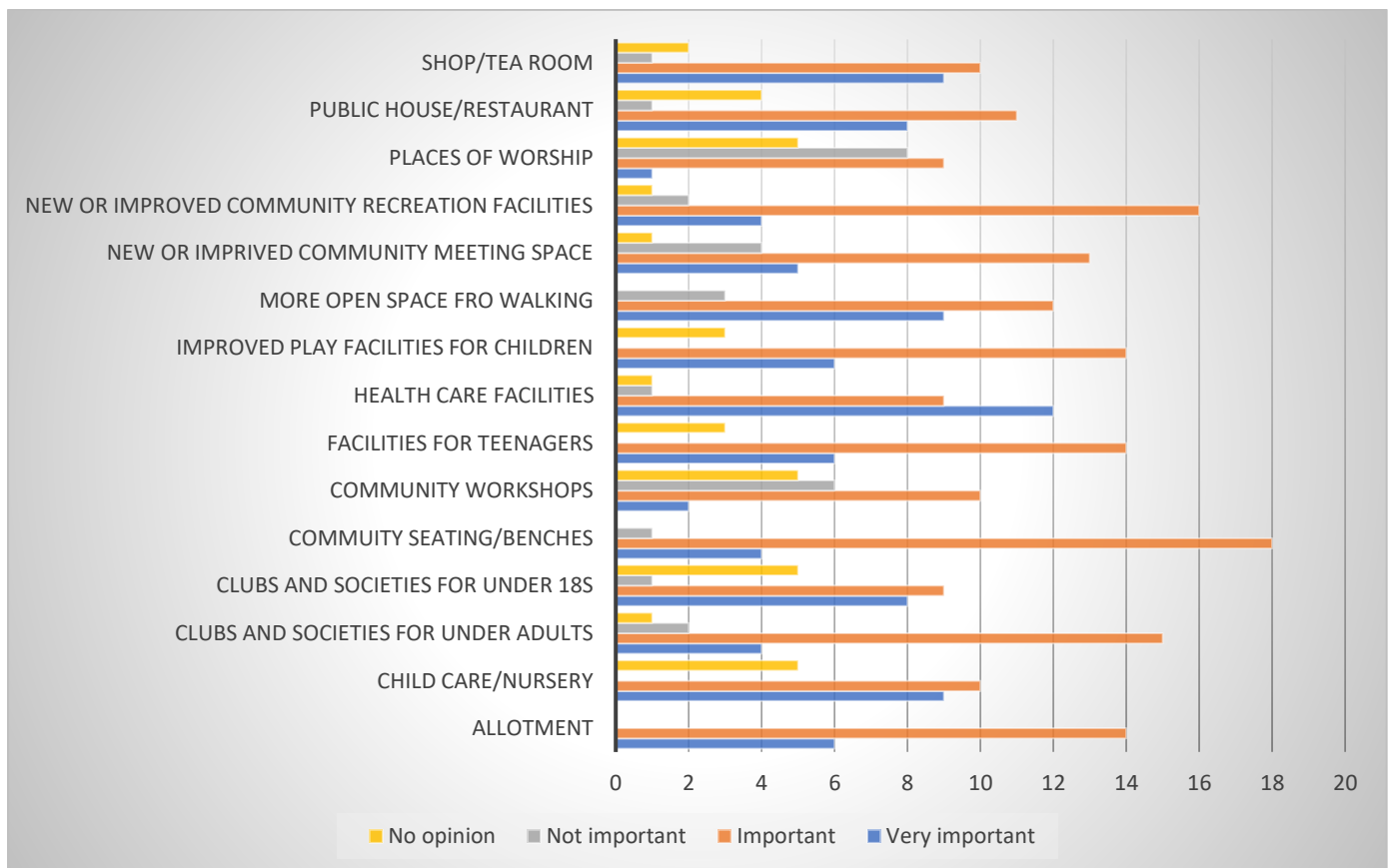
- No clear view was identified as being the reason for future housing need

Community

13. Which community facilities do you use within the parish and how often?

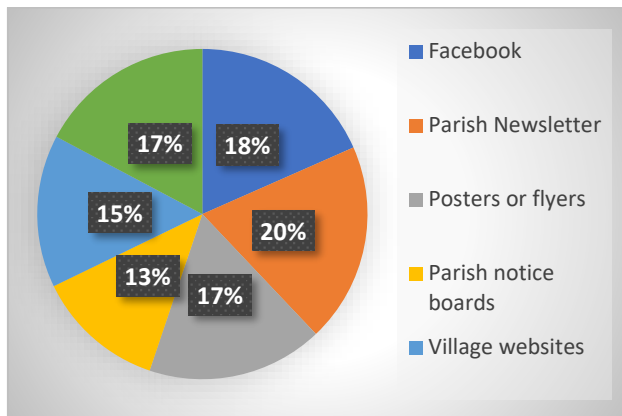


14. How do you view the need for the following additional or improved community facilities in your parish?



Communication

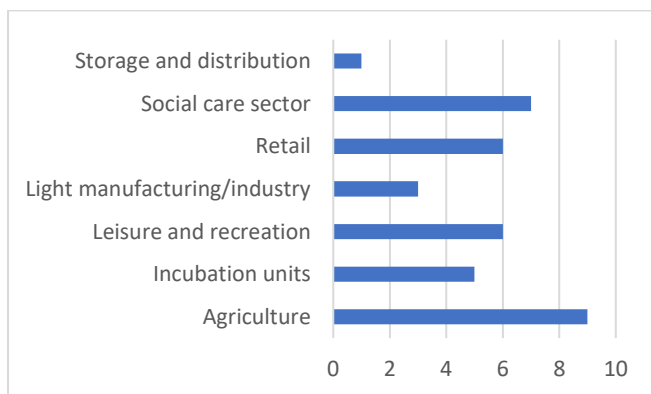
15. How do you currently find out about what is happening in the parish?



Employment

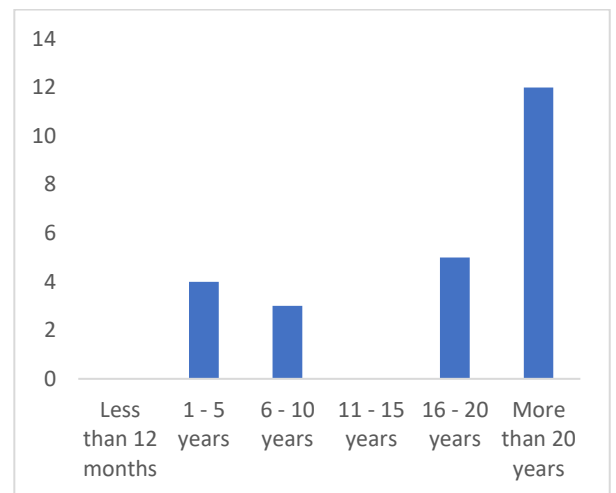
16. Do you consider that the parish needs more employment opportunities?

17. What type of employment opportunities should be encouraged?



About you

18. How long have you lived in the parish?



19. As part of gathering data trends, we are interested in the age group you belong to.

